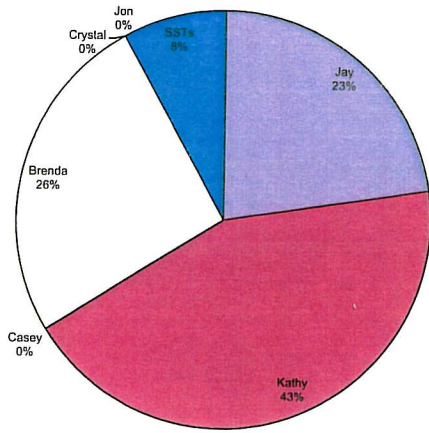


Office Activity Summary

July-07

July New Accounts



4/25/2009

	Jay	Kathy	Casey	Brenda	Crystal	Jon	SSTs	Totals	Goals	% to Goal
Teller Transactions	0	425	2,076	560	1,936	857	1,234	7,088	6000	118%
New Accounts	14	27	0	16	0	0	5	62	60	103%
Closed Loans QTD	12	9	0	3	0	0	0	24	30	80%

	Retail				Business			
	DDA	Savings	Money Market	CD/IRA	DDA	Savings	Money Market	CD/IRA
Opened	19	5	4	19	9	2	1	3
Totals	47				15			
Goals	18	9	1	23	5	1	2	1
% to Goal	106%	56%	400%	83%	180%	200%	50%	300%

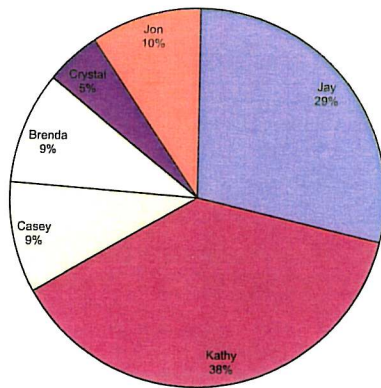
	Services					
	E-banking	Debit	ATM	TTT	Dynamic Transfer	Combined Statement
Opened	32	29	6	35	12	12
Totals	126					
Goals	30	30	10	30	10	10
% to Goal	107%	97%	60%	117%	120%	120%

Qualified Referrals	Jay	Kathy	Casey	Brenda	Crystal	Jon	Totals	Goals	% to Goal
GFG	3	2	1	0	0	1	7	5	140%
TBI	2	4	0	1	1	0	8	6	133%
PowerPay	0	1	1	0	0	1	3	4	75%
PayChex	1	1	0	1	0	0	3	4	75%
Totals	6	8	2	2	1	2	21	19	

Mystery Shop Average	97%
----------------------	-----

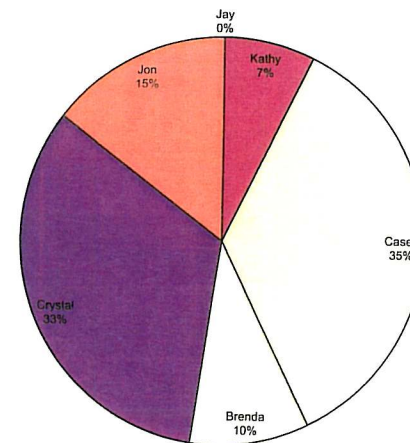
4/25/2009

July Qualified Referrals



4/25/2009

July Teller Transactions



4/25/2009